

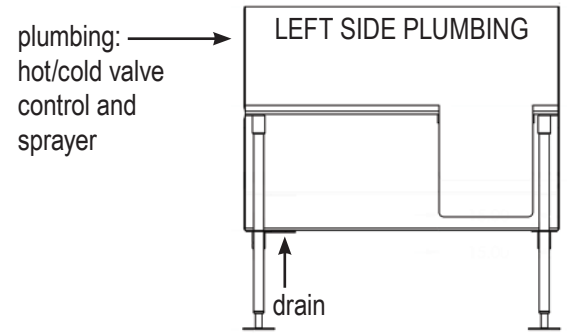
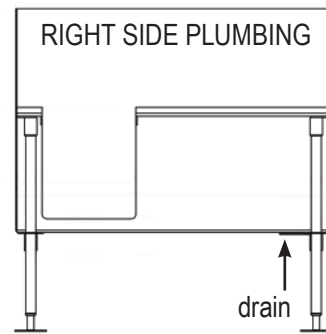
NATIONAL CONTRACTOR PRICE GUIDE






| QTY | ITEM | APPROX. DIMENSIONS | COLOR OPTIONS | ITEM NUMBER | NATIONAL PRICE | CONTRACTOR PRICE | TOTAL |
|---|---|-----------------------|--|-----------------|-------------------------------|------------------|-------|
| COOL DOG™ WASH TUB – ARCHITECTURAL SERIES (Decorative Indoor/Outdoor Wash Tubs, Durable Coated) ADA Friendly | | | | | www.CoolDogWashTubs.com | | |
| | Cool Dog™ Wash Tub – Architectural Series Tub – Rear Entrance , Free Standing or In-Line Configuration | 59" L x 26" W x 51" H | SELECT BOX IN GRAY BAR BELOW | DL-DWT-REN-ARC | \$4,795 | \$4,590 | 0 |
| | Cool Dog™ Wash Tub – Architectural Series Tub – Front Entrance , Grooming Tub with Plumbing Hot-Cold Lever Control Valve and Sprayer, PLEASE SPECIFY <input type="checkbox"/> LEFT SIDE OR <input type="checkbox"/> RIGHT SIDE plumbing/drain | 59" L x 26" W x 51" H | SELECT BOX IN GRAY BAR BELOW | DL-DWT-FEN-ARC | \$4,995 | \$4,790 | 0 |
| PLEASE SPECIFY POWDER COAT COLOR FOR COOL DOG™ WASH TUB SELECTED ABOVE <input type="checkbox"/> Polar Ice <input type="checkbox"/> Bone <input type="checkbox"/> Copper Dog <input type="checkbox"/> Spa Blue <input type="checkbox"/> Antique Pink <input type="checkbox"/> Bubble Gum | | | | | | | |
| | Cool Dog™ Wash Tub – Grooming Platform, Custom branding and Custom Artwork available (\$395 extra) | 34" L x 36" W x 18" H | Black Frame with Art Platform | DL-DWT-GRM-ARC | \$2,390 | \$1,990 | 0 |
| PRO SERIES – STAINLESS STEEL WASH TUBS | | | | | www.CoolDogWashTubs.com | | |
| | Pro Series Standard Tub Kit – Stainless Steel Dog Wash Tub Parallel ADA Access . PLEASE SPECIFY <input type="checkbox"/> LEFT SIDE OR <input type="checkbox"/> RIGHT SIDE plumbing/drain | 60" L x 27" W x 52" H | Stainless Steel | DL-DWPRO-60S | Contractor Only | \$7,290 | 0 |
| | Pro Series Perpendicular Access Tub Kit – Stainless Steel Dog Wash Tub Parallel ADA Access . PLEASE SPECIFY <input type="checkbox"/> LEFT SIDE OR <input type="checkbox"/> RIGHT SIDE plumbing/drain | 60" L x 27" W x 55" H | Stainless Steel | DL-DWPRO-60A | Contractor Only | \$7,490 | 0 |
| | Pro Series Grooming Table – Stainless Steel grooming table with removable comfort pad tabletop with grooming leash holder | 52" L x 24" W x 59" H | Stainless Steel | DL-DWPRO-GT | Contractor Only | \$3,990 | 0 |
| ANTI-FATIGUE CUSHION FLOOR MAT for in front of tub area | | | | | www.CoolDogWashTubs.com | | |
| | Jump Dog Agility™ – Soft Cushion Agility Jumping Mat – Black, Shock Absorbing Sports Performance Agility Mat, Soft Comfort Mat | 3' x 4' | Black | DL-JDMT34-MAT | \$195 | \$95 | 0 |
| WATER FOUNTAIN – COOL DOG™ ARCHITECTURAL SERIES - Powder Coated Stainless Steel | | | | | www.CoolDogWaterFountains.com | | |
| | Dog Bowl Fountain | (see spec sheet) | SELECT BOX IN GRAY BAR BELOW | DL-1000 | \$3,190 | \$2,990 | 0 |
| | Dog Bowl Fountain with Pet Hose | (see spec sheet) | SELECT BOX IN GRAY BAR BELOW | DL-1000-DWC | \$3,590 | \$3,390 | 0 |
| | Dog Bowl Fountain with ADA Bowl | (see spec sheet) | SELECT BOX IN GRAY BAR BELOW | DL-2000-ADA | \$3,990 | \$3,790 | 0 |
| | Dog Bowl Fountain with ADA Bowl and Pet Hose | (see spec sheet) | SELECT BOX IN GRAY BAR BELOW | DL-2000-ADA-DWC | \$4,490 | \$4,290 | 0 |
| PLEASE SPECIFY POWDER COAT COLOR FOR COOL DOG™ WATER FOUNTAIN SELECTED ABOVE <input type="checkbox"/> Black <input type="checkbox"/> Green <input type="checkbox"/> Blue <input type="checkbox"/> Silver Grey | | | | | | | |
| WATER FOUNTAIN – COOL DOG™ DOGGIE DEMAND™ Fountains - Stainless Steel | | | | | www.CoolDogWaterFountains.com | | |
| | Doggie Demand™ Motion Activated Dog Water Spout | (see spec sheet) SS | Silver | DL-1000-DD | \$3,395 | \$3,190 | 0 |
| | Doggie Demand™ Motion Activated Dog Water Spout with Pet Hose | (see spec sheet) SS | Silver | DL-1000-DD-DWC | \$3,690 | \$3,490 | 0 |
| | Doggie Demand™ Bottle Filler with Motion Activated Dog Water Spout | (see spec sheet) SS | Silver | DL-2000-DD | \$5,690 | \$5,490 | 0 |
| | Doggie Demand™ Bottle Filler with Motion Activated Dog Water Spout & Pet Hose | (see spec sheet) SS | Silver | DL-2000-DD-DWC | \$6,090 | \$5,890 | 0 |
| SHIPPING - Main Continental United States Mainland | | | | | | | |
| | Freight, Shipping & Handling (Includes LiftGate services on shipments over 100 lbs.) | | Shipping USA Mainland | DL-FRT | 12% | 10% | 0 |
| | | | Hawaii, Alaska, Canada & Other Locations – please call for a freight or shipping quote | | CALL | CALL | |
| NATIONAL CONTRACTOR PRICE GUIDE Pricing – Prices subject to change without notice, Sales Tax charged in IN, CO, GA, PA, TN, FL unless a sales tax exempt certificate is accompanied with order. Custom orders are available but may require additional cost. Product designs, specifications, descriptions, features, weights, dimensions, colors & shapes are approximate and subject to change as products change with constant on-going improvements and updated revisions. Standard lead time is 4 to 6 weeks, additional lead times may be needed – Some products are proprietary products and are 'rights reserved.' **Sales Tax to be charged in sales shipped to these states: IN, CO, GA, PA, TN, FL. Please call with any questions. Customer Service Hours are 8:30 AM - 5:00 PM EST. Any questions please email: SALES@GYMSFORDOGS.com or call 800-931-1562. | | | | | | SUB TOTAL | 0 |
| | | | | | | Freight: 10% | 0 |
| | | | | | | Sales Tax ** | |
| | | | | | | TOTAL | 0 |



COOL DOG™ WASH TUB – ARCHITECTURAL SERIES COLOR CHOICES



COOL DOG™ WATER FOUNTAINS – ARCHITECTURAL SERIES COLOR CHOICES



NATIONAL CONTRACTOR ORDER FORM



ORDER INFORMATION

PROJECT MANAGER _____

BILL TO:

PROPERTY NAME _____

CONTACT NAME _____

ADDRESS _____

CITY/STATE/ZIP _____

PHONE _____

EMAIL _____

SHIP TO:

☐ Check if same as Bill To

PROPERTY NAME _____

CONTACT NAME _____

ADDRESS _____

CITY/STATE/ZIP _____

PHONE _____

EMAIL _____

PAYMENT METHOD OPTIONS

Most of our products are custom made to order or made to your color choice and require a minimum 50% deposit if not Pre-Payment in full upon placement of order. Lead times and scheduling of production starts upon receipt of the deposit or payment in full. Water Fountains, Wash Tubs & other fabricated custom stainless steel, steel or aluminum items require Pre-Payment in full upon ordering.

☐ Credit Card

☐ Check

☐ Purchase Order PO #(optional) _____

☐ ACH Payment -- Chase Bank, Acct Name: Eco Sports Group
Acct # 667226919, Routing # 083000137

Authorized User of Card _____

CC Number _____

Billing Zip Code _____

Exp. Date _____

Security Code _____

Authorized Signature _____

Charge Amount _____

Mail checks to: Eco Sports Group ATTN: Accounting, 450 E 96th Street, Suite 200, Indianapolis, IN 46240
Contact: 800-931-1562 (Phone) sales@GymsForDogs.com

SALES TAX

Where applicable state sales and/or use tax is the responsibility of recipient unless a valid sales tax exempt certificate for the 'ship to' state is presented upon time of order. Sales Tax to be applied in IN, CO, GA, FL, PA, TN. If you are sales/use tax exempt, please provide us with your current sales tax exemption number and copy of certificate. Remit copy of current certificate with order.

Exempt No _____

State _____

Expiration Date of Certificate _____

ORDER CONFIRMATION

I am authorized to sign for this purchase of products and agree to arrange payment as specified with this confirmation. Standard lead time is 4-6+ weeks on standard items, some customer products may require additional time, some items are in stock and can ship quicker. All products subject to availability. Lead times and scheduling of production starts upon receipt of the deposit or payment in full. Some products may require additional lead time because of unusual lead times for some materials.

Authorized signature _____

Date _____



**CONTRACTOR
SUPPLY**

THANK YOU FOR CHOOSING COOL DOG™!



COOL DOG™
WATER FOUNTAINS.COM



COOL DOG™
WASH TUBS.COM

CLICK HERE TO
EMAIL ORDER FORM

800-931-1562 Phone
sales@GymsForDogs.com